

# Pepperell and its Peers

Using ClearGov.com, which aggregates financial data submitted to the Commonwealth of Massachusetts, the US Census bureau and other data sets, the following charts compare Pepperell to similar communities in the region.

Some data is from 2016, some from 2017, depending on the reporting requirements of the state. In the future, if Pepperell becomes a Cleargov subscriber, we would have data through the prior fiscal year and the ability to create custom comparisons.

ClearGov uses the following to identify comparable towns:

- Population: 6,016 to 18,047 (50% +/-)
- Median Home Value: \$220,850 to \$410,150 (30% +/-)
- Commercial Assessment: N/A to 10% (300% +/-)
- Distance: 27.1 mile radius of Pepperell

## DEMOGRAPHIC SNAPSHOT



Population

**12,031**

**▲.4%** HIGHER THAN  
STATE MEDIAN



Median Home Value

**\$315,500**

**▼7%** LOWER THAN  
STATE MEDIAN




Median Household Income

**\$84,980**

**▲20%** HIGHER THAN  
STATE MEDIAN

Figures above from ClearGov.com represent 2016 values.

## HOUSEHOLD INCOME



**ABOVE \$200,000**

**9%**

▼ **12%** LOWER THAN STATE AVERAGE

**MEDIAN INCOME**

**\$84,980**

▲ **20%** HIGHER THAN STATE AVERAGE

**BELOW \$25,000**

**14%**

▼ **29%** LOWER THAN STATE AVERAGE

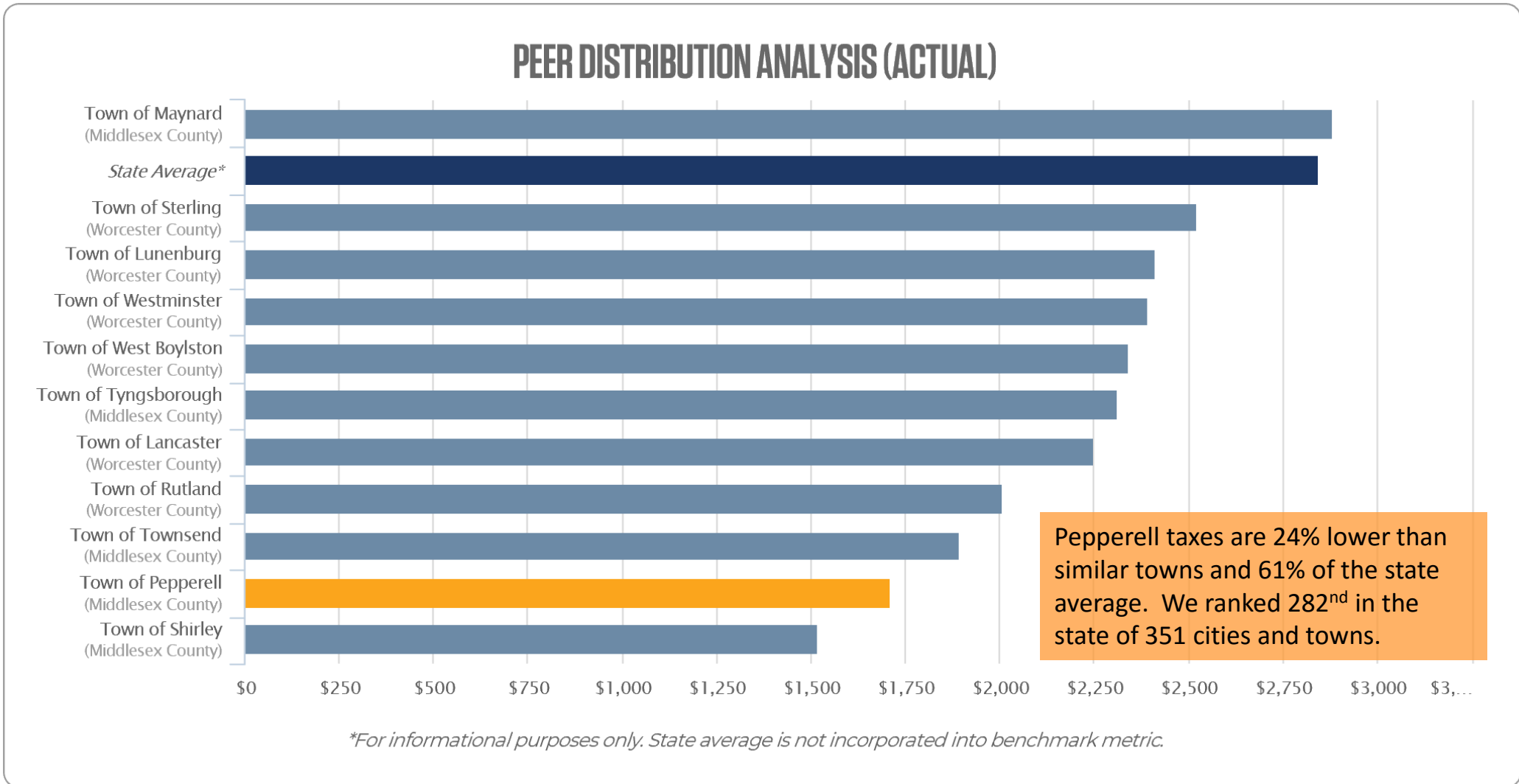
## Household Income

While Pepperell has very few high income households, it also has fewer households than the state average at the low end of household income.

Overall, household income is significantly above the state average.

# Taxes Per Capita 2017 data set

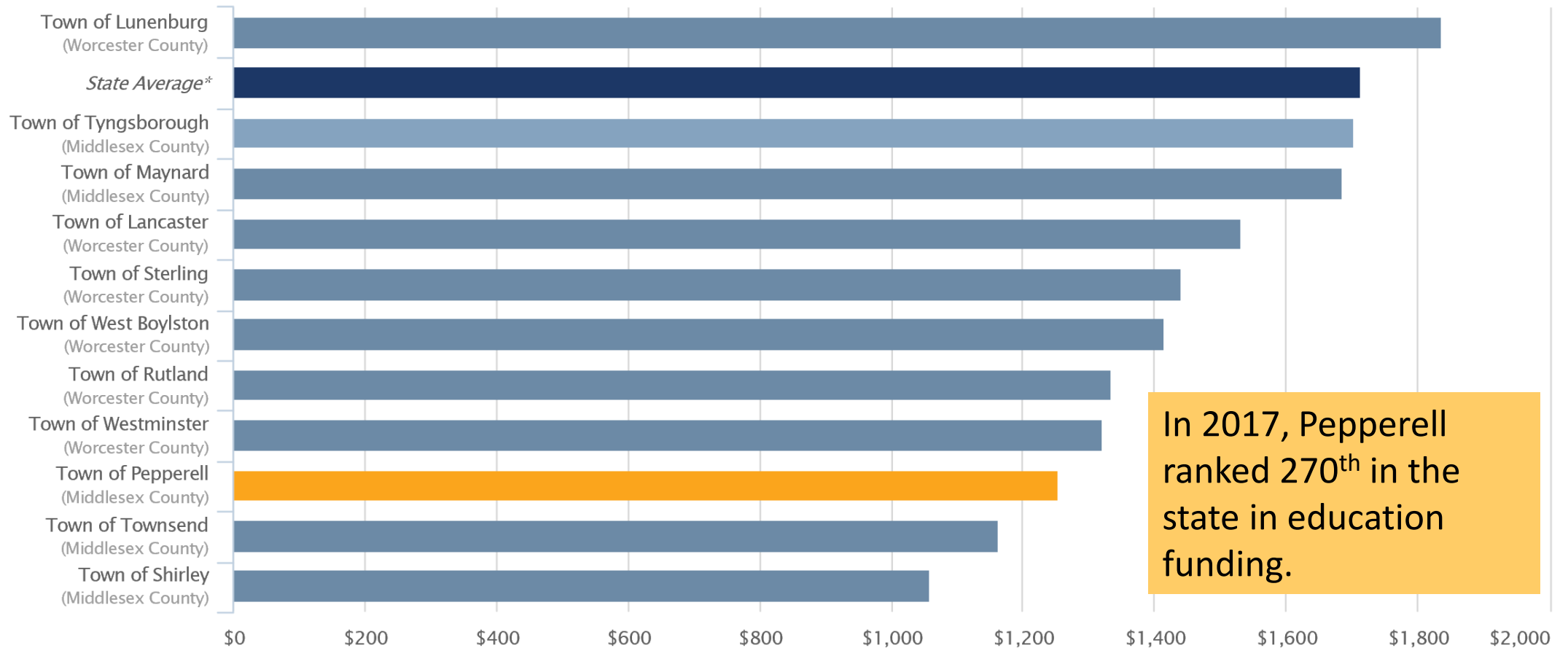
Of ten peer communities selected by ClearGov.com, nine provide greater resources per capita than Pepperell and only one is above the state average per capita.



# Education Funding Per Capita 2017 data set

Of ten peers, selected by ClearGov.com, eight provide more resources per person, than Pepperell and only one contributes more than the state average.

## PEER DISTRIBUTION ANALYSIS (ACTUAL)



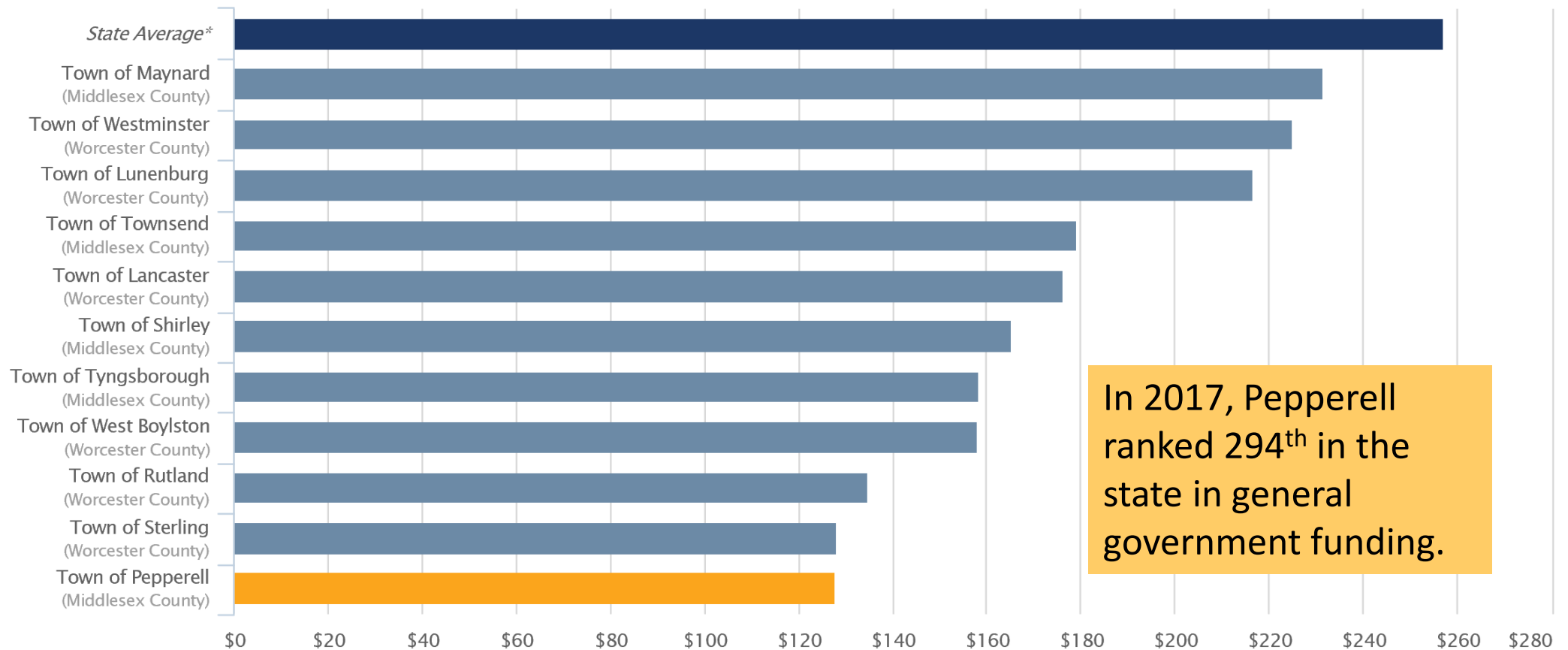
In 2017, Pepperell ranked 270<sup>th</sup> in the state in education funding.

\*For informational purposes only. State average is not incorporated into benchmark metric.

# General Government Funding Per Capita 2017 data set

Of ten peers, selected by ClearGov.com, all ten provide more resources per person, than Pepperell and all are below the state average.

## PEER DISTRIBUTION ANALYSIS (ACTUAL)



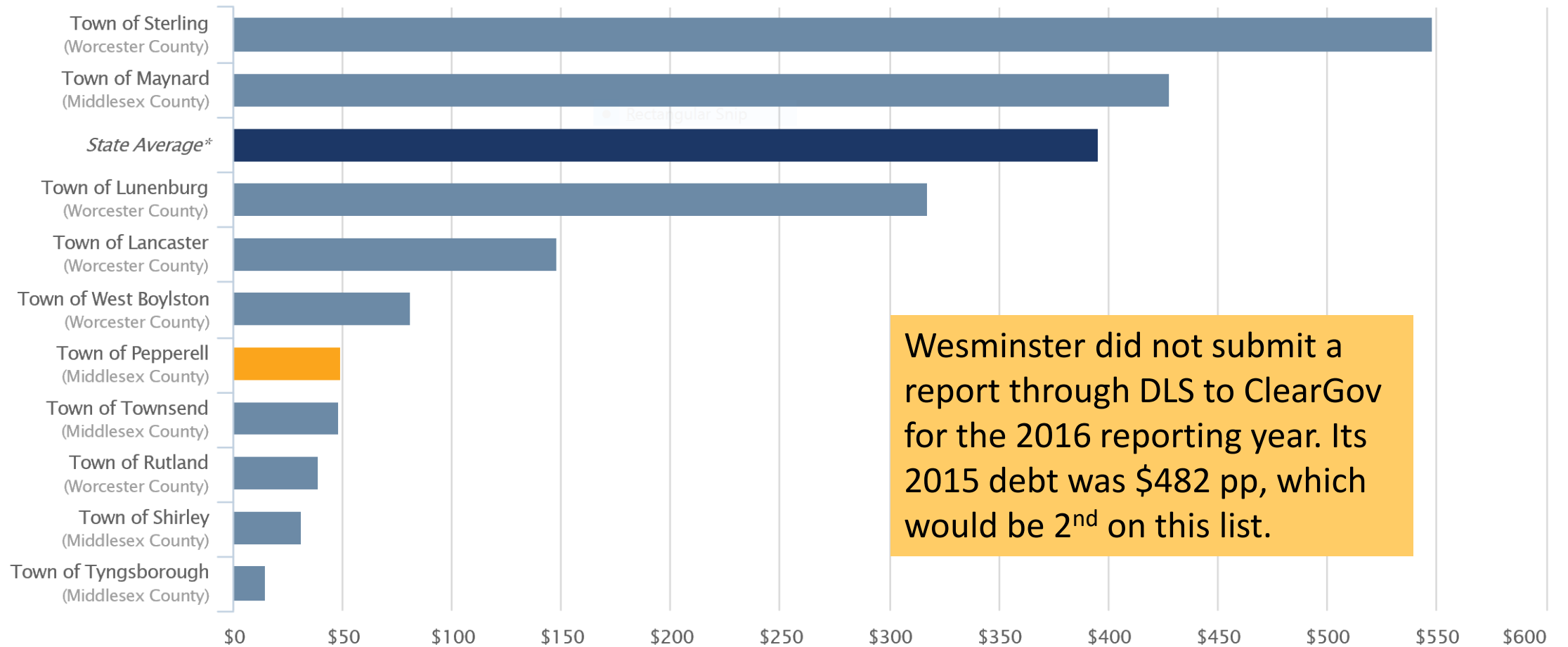
In 2017, Pepperell ranked 294<sup>th</sup> in the state in general government funding.

\*For informational purposes only. State average is not incorporated into benchmark metric.

# Town Debt Per Capita 2016 data set

Of nine peers, selected by ClearGov.com, five hold more debt than Pepperell, many significantly more, and Pepperell is well below the state average.

## PEER DISTRIBUTION ANALYSIS (ACTUAL)



\*For informational purposes only. State average is not incorporated into benchmark metric.